

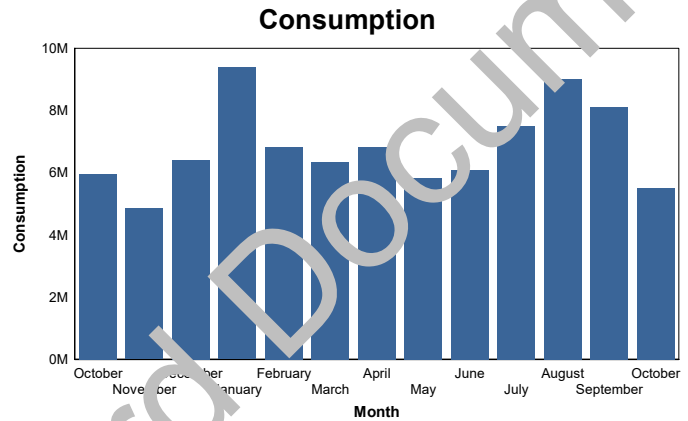
# Lewes Board of Public Works Billing Revenues and Quantities

October 2018

## Electric

	No. of Meters	Same Month Last Year	Revenue	Same Month Last Year	KWH Consumed	Same Month Last Year
<b>Residential</b>	3,278	3,262	\$ 277,667	\$ 280,147	1,973,186	2,062,653
<b>Commercial</b>	392	395	\$ 99,108	\$ 105,923	688,914	758,681
<b>Industrial</b>	35	34	\$ 269,035	\$ 287,554	2,516,881	2,832,777
<b>City</b>	21	21	\$ 11,992	\$ 13,132	89,349	101,321
<b>BPW</b>	40	40	\$ 25,182	\$ 23,246	228,874	200,087
<b>Total</b>	<b>3,766</b>	<b>3,752</b>	<b>\$ 682,985</b>	<b>\$ 710,002</b>	<b>5,497,204</b>	<b>5,955,522</b>

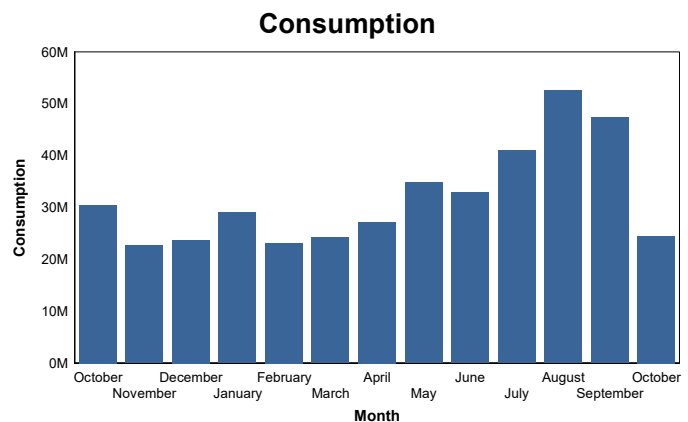
Financial Year	Month	KWH Consumed
<b>2017 - 2018</b>	<b>October</b>	5,955,522
	<b>November</b>	4,847,766
	<b>December</b>	6,416,379
	<b>January</b>	9,384,559
	<b>February</b>	6,815,735
<b>2018 - 2019</b>	<b>March</b>	6,343,259
	<b>April</b>	6,827,639
	<b>May</b>	5,850,026
	<b>June</b>	6,080,647
	<b>July</b>	7,503,004
	<b>August</b>	9,011,568
	<b>September</b>	8,123,664
	<b>October</b>	5,497,204



## Water

	No. of Meters	Same Month Last Year	Revenue	Same Month Last Year	GAL Consumed	Same Month Last Year
<b>Residential</b>	3,005	2,959	\$ 2,046	\$ 68,936	8,809,011	10,862,510
<b>Commercial</b>	144	143	\$ 12,111	\$ 20,272	3,686,500	7,824,100
<b>Industrial</b>	33	33	\$ 30,127	\$ 27,994	11,817,000	11,608,900
<b>City</b>	13	13	\$ 574	\$ 624	150,600	185,300
<b>BPW</b>	4	4	\$ 173	\$ 226	26,800	49,000
<b>Total</b>	<b>3,199</b>	<b>3,152</b>	<b>\$ 115,032</b>	<b>\$ 118,053</b>	<b>24,489,911</b>	<b>30,529,810</b>

Financial Year	Month	GAL Consumed
<b>2017 - 2018</b>	<b>October</b>	30,529,810
	<b>November</b>	22,679,709
	<b>December</b>	23,789,509
	<b>January</b>	29,123,219
	<b>February</b>	23,210,717
<b>2018 - 2019</b>	<b>March</b>	24,255,882
	<b>April</b>	27,218,407
	<b>May</b>	34,777,915
	<b>June</b>	32,925,314
	<b>July</b>	40,978,113
	<b>August</b>	52,651,512
	<b>September</b>	47,320,511
	<b>October</b>	24,489,911



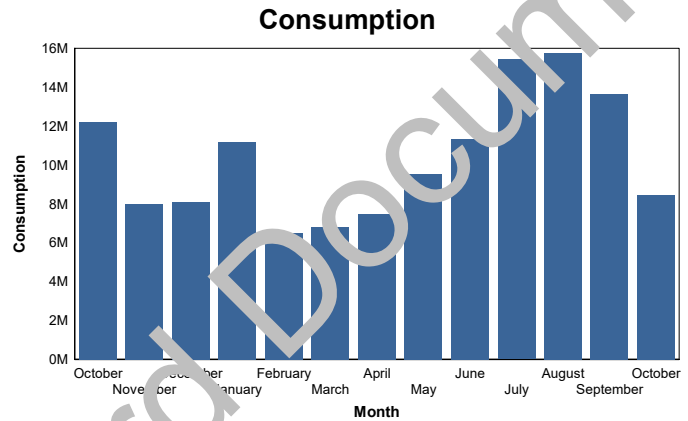
**Lewes Board of Public Works  
Billing Revenues and Quantities**

October 2018

**Sewage**

	No. of Meters	Same Month Last Year	Revenue	Same Month Last Year	GAL Consumed	Same Month Last Year
<b>Residential</b>	2,693	2,673	\$ 170,875	\$ 177,286	5,327,190	6,968,869
<b>Commercial</b>	133	132	\$ 18,373	\$ 21,502	1,156,720	1,706,240
<b>Industrial</b>	28	28	\$ 22,264	\$ 31,190	1,834,720	3,358,400
<b>City</b>	13	13	\$ 1,609	\$ 1,761	121,040	148,800
<b>BPW</b>	3	3	\$ 342	\$ 438	10,640	18,100
<b>Total</b>	<b>2,870</b>	<b>2,849</b>	<b>\$ 213,463</b>	<b>\$ 232,176</b>	<b>8,450,310</b>	<b>12,200,709</b>

Financial Year	Month	GAL Consumed
<b>2017 - 2018</b>	<b>October</b>	12,200,709
	<b>November</b>	7,980,789
	<b>December</b>	8,102,690
<b>2018 - 2019</b>	<b>January</b>	11,193,908
	<b>February</b>	6,523,697
	<b>March</b>	6,823,668
	<b>April</b>	7,460,157
	<b>May</b>	9,533,033
	<b>June</b>	11,361,271
	<b>July</b>	15,431,013
	<b>August</b>	15,762,511
	<b>September</b>	13,650,872
	<b>October</b>	8,450,310



**Storm Water**

	No. of Meters	Same Month Last Year	Revenue	Same Month Last Year
<b>Residential</b>	2,758	2,738	\$ 13,806	\$ 13,695
<b>Commercial</b>	141	141	\$ 1,410	\$ 1,410
<b>Industrial</b>	28	28	\$ 580	\$ 580
<b>City</b>	13	13	\$ 130	\$ 130
<b>BPW</b>	6	6	\$ 70	\$ 80
<b>Total</b>	<b>2,946</b>	<b>2,926</b>	<b>\$ 15,996</b>	<b>\$ 15,895</b>

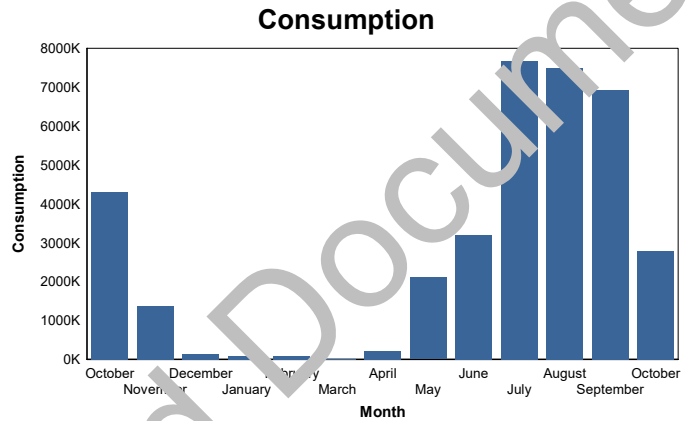
**Lewes Board of Public Works  
Billing Revenues and Quantities**

October 2018

Irrigation

	No. of Meters	Same Month Last Year	Revenue	Same Month Last Year	GAL Consumed	Same Month Last Year
<b>Residential</b>	470	451	\$ 7,933	\$ 10,905	2,533,827	3,896,800
<b>Commercial</b>	28	28	\$ 587	\$ 703	198,500	267,000
<b>Industrial</b>	4	4	\$ 25	\$ 257	100	110,500
<b>City</b>	5	5	\$ 187	\$ 123	57,900	31,800
<b>Total</b>	<b>507</b>	<b>488</b>	<b>\$ 8,732</b>	<b>\$ 11,988</b>	<b>2,790,327</b>	<b>4,306,100</b>

Financial Year	Month	GAL Consumed
<b>2017 - 2018</b>	<b>October</b>	4,306,100
	<b>November</b>	1,376,200
	<b>December</b>	137,504
	<b>January</b>	77,510
	<b>February</b>	81,900
<b>2018 - 2019</b>	<b>March</b>	11,800
	<b>April</b>	217,603
	<b>May</b>	2,107,608
	<b>June</b>	3,209,442
	<b>July</b>	7,683,544
	<b>August</b>	7,500,037
	<b>September</b>	6,918,133
	<b>October</b>	2,790,327



Preliminary Board Document