

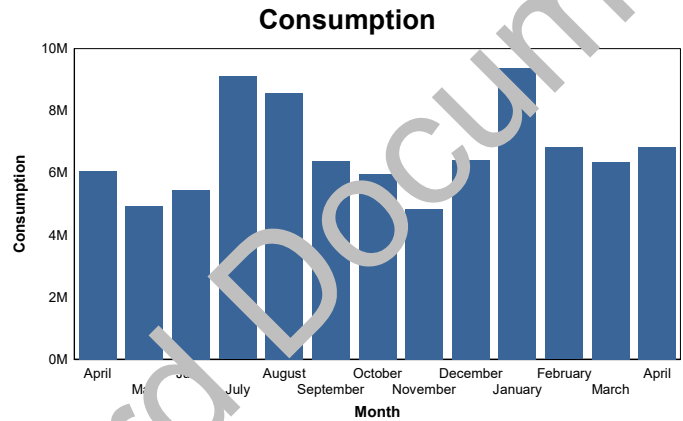
Lewes Board of Public Works Billing Revenues and Quantities

April 2018

Electric

	No. of Meters	Same Month Last Year	Revenue	Same Month Last Year	KWH Consumed	Same Month Last Year
Residential	3,272	3,259	\$ 354,565	\$ 319,264	2,889,732	2,303,901
Commercial	392	392	\$ 112,743	\$ 106,287	844,860	731,796
Industrial	34	32	\$ 275,466	\$ 295,583	2,654,624	2,717,277
City	21	21	\$ 15,000	\$ 14,724	118,055	108,410
BPW	40	40	\$ 35,095	\$ 24,917	320,368	207,394
Total	3,759	3,744	\$ 792,871	\$ 760,775	6,827,639	6,069,281

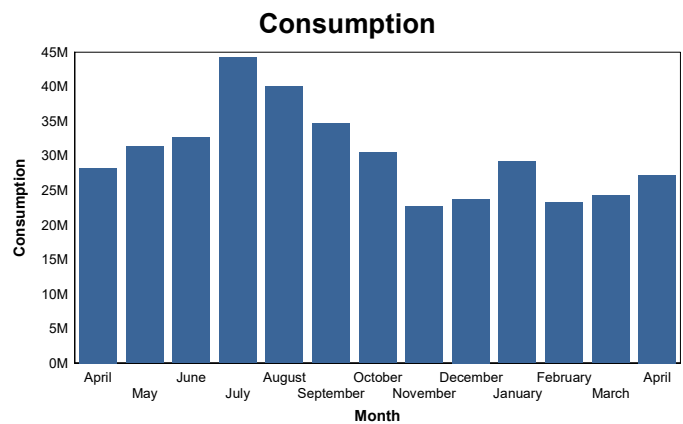
Financial Year	Month	KWH Consumed
2017 - 2018	April	6,069,281
	May	4,932,724
	June	5,447,648
	July	9,107,925
	August	8,556,122
	September	6,374,467
	October	5,955,522
	November	4,847,766
	December	6,416,379
	January	9,384,559
	February	6,815,735
	March	6,343,160
2018 - 2019	April	6,827,639



Water

	No. of Meters	Same Month Last Year	Revenue	Same Month Last Year	GAL Consumed	Same Month Last Year
Residential	2,972	2,946	\$ 61,407	\$ 51,036	6,374,307	6,797,344
Commercial	144	141	\$ 14,280	\$ 12,322	4,640,400	4,043,600
Industrial	33	32	\$ 38,130	\$ 39,203	15,406,200	17,305,800
City	13	13	\$ 1,491	\$ 364	58,200	50,200
BPW	4	4	\$ 1,770	\$ 205	739,300	42,300
Total	3,166	3,136	\$ 117,079	\$ 103,129	27,218,407	28,239,244

Financial Year	Month	GAL Consumed
2017 - 2018	April	28,239,244
	May	31,374,448
	June	32,716,533
	July	44,247,097
	August	39,997,898
	September	34,684,442
	October	30,529,810
	November	22,679,709
	December	23,789,509
	January	29,123,219
	February	23,210,717
	March	24,255,882
2018 - 2019	April	27,218,407



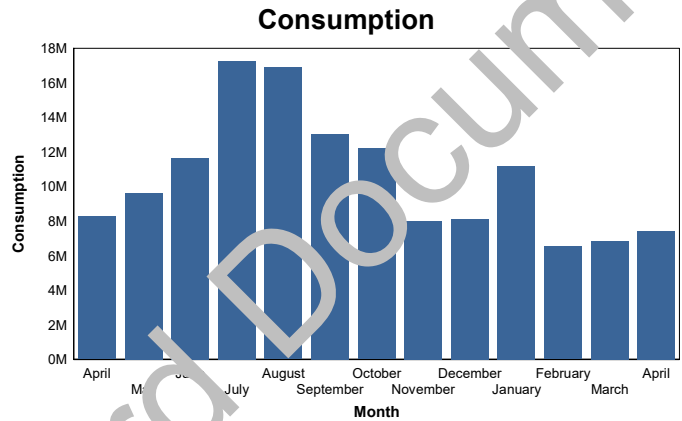
**Lewes Board of Public Works
Billing Revenues and Quantities**

April 2018

Sewage

	No. of Meters	Same Month Last Year	Revenue	Same Month Last Year	GAL Consumed	Same Month Last Year
Residential	2,678	2,664	\$ 170,290	\$ 164,515	4,303,757	4,302,119
Commercial	133	130	\$ 17,417	\$ 16,605	1,003,200	926,240
Industrial	28	27	\$ 23,765	\$ 28,388	2,096,400	2,985,520
City	13	13	\$ 1,153	\$ 1,108	46,960	40,400
BPW	3	3	\$ 338	\$ 334	9,840	9,140
Total	2,855	2,837	\$ 212,962	\$ 210,951	7,460,157	8,263,719

Financial Year	Month	GAL Consumed
2017 - 2018	April	8,263,719
	May	9,609,301
	June	11,628,427
	July	17,275,258
	August	16,891,480
	September	13,068,201
	October	12,200,709
	November	7,980,789
	December	8,102,690
	January	11,193,908
	February	6,523,697
	March	6,823,668
2018 - 2019	April	7,460,157



Storm Water

	No. of Meters	Same Month Last Year	Revenue	Same Month Last Year
Residential	2,745	2,730	\$ 13,745	\$ 13,660
Commercial	141	141	\$ 1,410	\$ 1,410
Industrial	28	28	\$ 580	\$ 580
City	13	13	\$ 130	\$ 130
BPW	6	6	\$ 70	\$ 70
Total	2,933	2,918	\$ 15,935	\$ 15,850

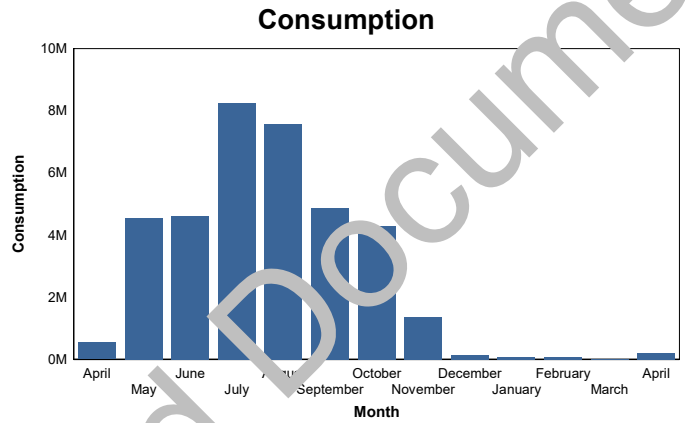
**Lewes Board of Public Works
Billing Revenues and Quantities**

April 2018

Irrigation

	No. of Meters	Same Month Last Year	Revenue	Same Month Last Year	GAL Consumed	Same Month Last Year
Residential	458	446	\$ 2,428	\$ 3,093	191,603	519,300
Commercial	28	28	\$ 197	\$ 193	24,700	24,200
Industrial	4	4	\$ 27	\$ 30	1,300	2,800
City	5	5	\$ 62	\$ 70	0	3,500
Total	495	483	\$ 2,715	\$ 3,386	217,603	549,700

Financial Year	Month	GAL Consumed
2017 - 2018	April	549,800
	May	4,536,100
	June	4,611,500
	July	8,249,500
	August	7,585,500
	September	4,867,900
	October	4,306,100
	November	1,376,200
	December	137,504
	January	77,510
	February	81,900
	March	11,800
2018 - 2019	April	217,603



Preliminary Board Document