

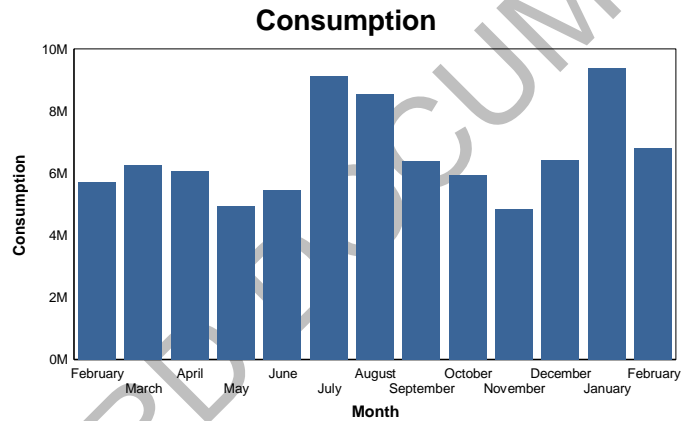
# Lewes Board of Public Works Billing Revenues and Quantities

February 2018

Electric

	No. of Meters	Same Month Last Year	Revenue	Same Month Last Year	KWH Consumed	Same Month Last Year
<b>Residential</b>	3,257	3,263	\$ 394,889	\$ 352,444	3,186,778	2,678,654
<b>Commercial</b>	395	392	\$ 106,368	\$ 94,629	775,290	650,509
<b>Industrial</b>	34	33	\$ 257,217	\$ 249,098	2,439,788	2,093,664
<b>City</b>	21	22	\$ 16,433	\$ 16,901	129,041	124,897
<b>BPW</b>	40	40	\$ 32,210	\$ 22,631	284,838	178,951
<b>Total</b>	<b>3,747</b>	<b>3,750</b>	<b>\$ 807,117</b>	<b>\$ 735,704</b>	<b>6,815,735</b>	<b>5,726,675</b>

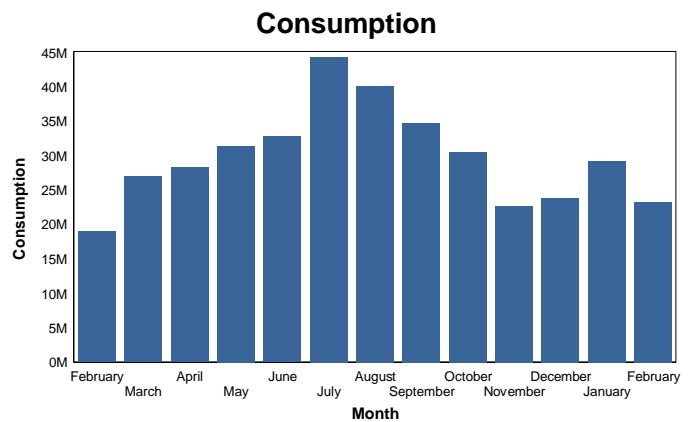
Financial Year	Month	KWH Consumed
2016 - 2017	February	5,726,675
	March	6,264,274
	April	6,069,281
2017 - 2018	May	4,932,724
	June	5,447,648
	July	9,107,925
	August	8,556,122
	September	6,374,467
	October	5,955,522
	November	4,847,766
	December	6,416,379
	January	9,384,559
	February	6,815,735



Water

	No. of Meters	Same Month Last Year	Revenue	Same Month Last Year	GAL Consumed	Same Month Last Year
<b>Residential</b>	2,968	2,938	\$ 65,747	\$ 59,549	5,522,217	4,554,204
<b>Commercial</b>	144	140	\$ 10,434	\$ 5,618	3,086,000	1,040,900
<b>Industrial</b>	34	31	\$ 34,029	\$ 29,144	14,497,700	13,291,300
<b>City</b>	13	13	\$ 412	\$ 317	67,900	35,500
<b>BPW</b>	4	4	\$ 193	\$ 138	36,900	14,000
<b>Total</b>	<b>3,163</b>	<b>3,126</b>	<b>\$ 110,816</b>	<b>\$ 94,765</b>	<b>23,210,717</b>	<b>18,935,904</b>

Financial Year	Month	GAL Consumed
2016 - 2017	February	18,935,904
	March	26,921,642
2017 - 2018	April	28,239,244
	May	31,374,448
	June	32,716,533
	July	44,247,097
	August	39,997,898
	September	34,684,442
	October	30,529,810
	November	22,679,709
	December	23,789,509
	January	29,123,219
	February	23,210,717



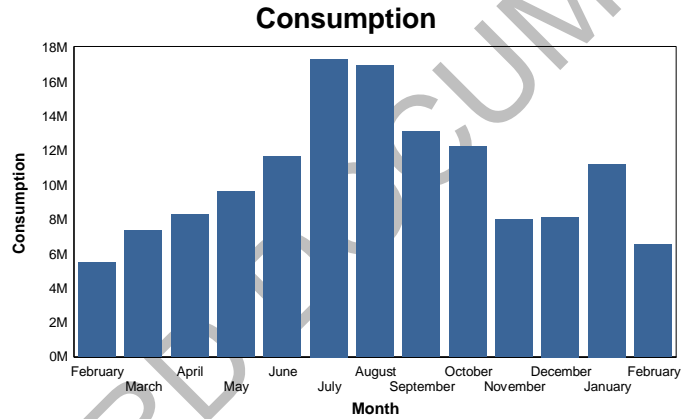
**Lewes Board of Public Works  
Billing Revenues and Quantities**

February 2018

**Sewage**

	No. of Meters	Same Month Last Year	Revenue	Same Month Last Year	GAL Consumed	Same Month Last Year
<b>Residential</b>	2,677	2,661	\$ 157,663	\$ 156,714	3,640,577	2,963,006
<b>Commercial</b>	133	129	\$ 15,401	\$ 14,209	685,760	547,600
<b>Industrial</b>	28	27	\$ 23,633	\$ 21,916	2,132,880	1,943,280
<b>City</b>	13	13	\$ 1,194	\$ 1,036	54,560	28,400
<b>BPW</b>	3	3	\$ 337	\$ 333	9,920	9,200
<b>Total</b>	<b>2,854</b>	<b>2,833</b>	<b>\$ 198,228</b>	<b>\$ 194,208</b>	<b>6,523,697</b>	<b>5,491,486</b>

Financial Year	Month	GAL Consumed
<b>2016 - 2017</b>	<b>February</b>	5,491,486
	<b>March</b>	7,320,048
<b>2017 - 2018</b>	<b>April</b>	8,263,719
	<b>May</b>	9,609,301
	<b>June</b>	11,628,427
	<b>July</b>	17,275,258
	<b>August</b>	16,891,480
	<b>September</b>	13,068,201
	<b>October</b>	12,200,709
	<b>November</b>	7,980,789
	<b>December</b>	8,102,690
	<b>January</b>	11,193,908
	<b>February</b>	6,523,697



**Storm Water**

	No. of Meters	Same Month Last Year	Revenue	Same Month Last Year
<b>Residential</b>	2,743	2,729	\$ 13,720	\$ 13,650
<b>Commercial</b>	141	140	\$ 1,410	\$ 1,400
<b>Industrial</b>	28	27	\$ 580	\$ 560
<b>City</b>	13	14	\$ 130	\$ 140
<b>BPW</b>	6	6	\$ 70	\$ 70
<b>Total</b>	<b>2,931</b>	<b>2,916</b>	<b>\$ 15,910</b>	<b>\$ 15,820</b>

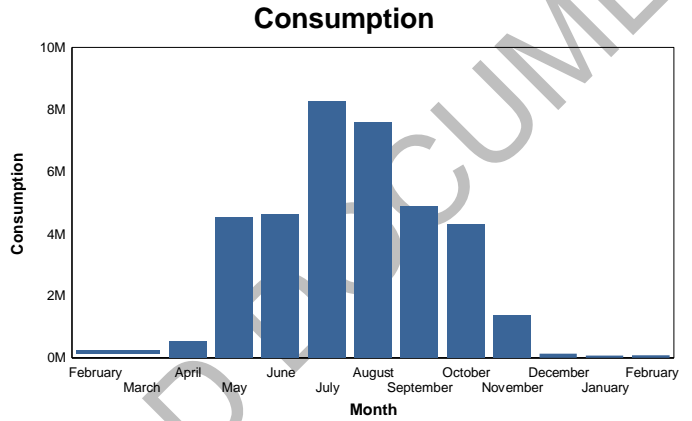
**Lewes Board of Public Works  
Billing Revenues and Quantities**

February 2018

Irrigation

	No. of Meters	Same Month Last Year	Revenue	Same Month Last Year	GAL Consumed	Same Month Last Year
<b>Residential</b>	456	443	\$ 2,142	\$ 1,828	76,700	39,600
<b>Commercial</b>	28	28	\$ 153	\$ 172	5,200	8,600
<b>Industrial</b>	4	4	\$ 25	\$ 31	0	0
<b>City</b>	5	5	\$ 62	\$ 71	0	0
<b>Total</b>	<b>493</b>	<b>480</b>	<b>\$ 2,382</b>	<b>\$ 2,102</b>	<b>81,900</b>	<b>48,200</b>

Financial Year	Month	GAL Consumed
<b>2016 - 2017</b>	<b>February</b>	48,200
	<b>March</b>	141,100
<b>2017 - 2018</b>	<b>April</b>	549,800
	<b>May</b>	4,536,100
	<b>June</b>	4,611,500
	<b>July</b>	8,249,500
	<b>August</b>	7,585,500
	<b>September</b>	4,867,900
	<b>October</b>	4,306,100
	<b>November</b>	1,376,200
	<b>December</b>	137,504
	<b>January</b>	77,510
	<b>February</b>	81,900



PRELIMINARY BOARD DOCUMENT